

Print and have ready to handout during the lesson:

For slide 2 – Activity instructions and supplies (pretzels, plates, food coloring, marshmallows, handwipes), snacks, markers, phones and URLs; A TIME FOR EVERYTHING, ziplock bags and samples; Activity books; butcher paper or white board with markers

For slide 6 – Journals

For Slide 7 – Bibles & Torah

For slide 9 – Journals, ink pens, and Bibles/Torahs

For Slide 18 – copies of “How Can I Grow My Congregation” and “Resilience in the Lives of Military Children: The Effect of Chapel Relationships.”

For Slide 21 - References

Administrative Information

SAFETY REQUIREMENTS: No food or drink is allowed near or around electrical equipment (CPU, file servers, printers, projectors, etc.) due to possible electrical shock or damage to equipment. Exercise care in personal movement in and through such areas. Avoid all electrical cords and associated wiring. In the event of an electrical storm, you will be instructed to power down equipment. Everyone is responsible for safety.

RISK ASSESSMENT LEVEL: LOW

ENVIRONMENTAL CONSIDERATIONS: Environmental protection is not just the law but the right thing to do. It is a continual process and starts with deliberate planning. Always be alert to ways to protect our environment during training and missions. In doing so, you will contribute to the sustainment of our training resources while protecting people and the environment from harmful effects.

EVALUATION: The student is required to fully engage in lesson by applying critical and creative thinking throughout the lesson as well as completing all assignments.

Children's Church Workshop

UNCLASSIFIED
2 of 31



21 October 2019

Instructor Note: Review safety requirements, risk assessment, environmental considerations and expected outcome and evaluation.

I am Dr. Becky Powell. My colleague, Dr Grace Yeuell and I are the Religious Education Program Directors at IMCOM-Europe. We lead the Chaplaincy Academy for Religious Education (CARE) Center which is a generating point and destination for religious education and chapel training.

We work within IMCOM's mission statement which reads:

"The US Army Installation Management Command (IMCOM) integrates and delivers base support to enable readiness for a globally-responsive Army."

Terminal Learning Objective

ACTION: Apply educational principles to chapel children's church program.

CONDITIONS: In a classroom environment, given access to AR 165-1, scriptures, and civilian church resources on children's church.

STANDARD:

- Interpret the importance of Children's Church teachers.
- Develop approaches to being a good Children's Church Teacher.
- Utilize an online Children's Church curriculum.



Children's Church Workshop
UNCLASSIFIED
3 of 31



21 October 2019

Instructor Note: Have students read the TLO.

This training is for chapel leaders and volunteers. As a result of this training, your chapel community will be better equipped to provide Children's Church and support all who are authorized and assigned support on our installations.

Contacts



Religious Education Program Director – Dr Becky Powell

- rebecca.a.powell16.civ@mail.mil



Religious Education Program Director– Dr Grace Yeuell

- grace.c.yeuell.civ@mail.mil

Director of Religious Education – Ms Sue Nishimura


- Susan.m.Nishimura.civ@mail.mil

<https://usachctraining.army.mil/religious-education>

Children's Church Workshop

UNCLASSIFIED

4 of 31

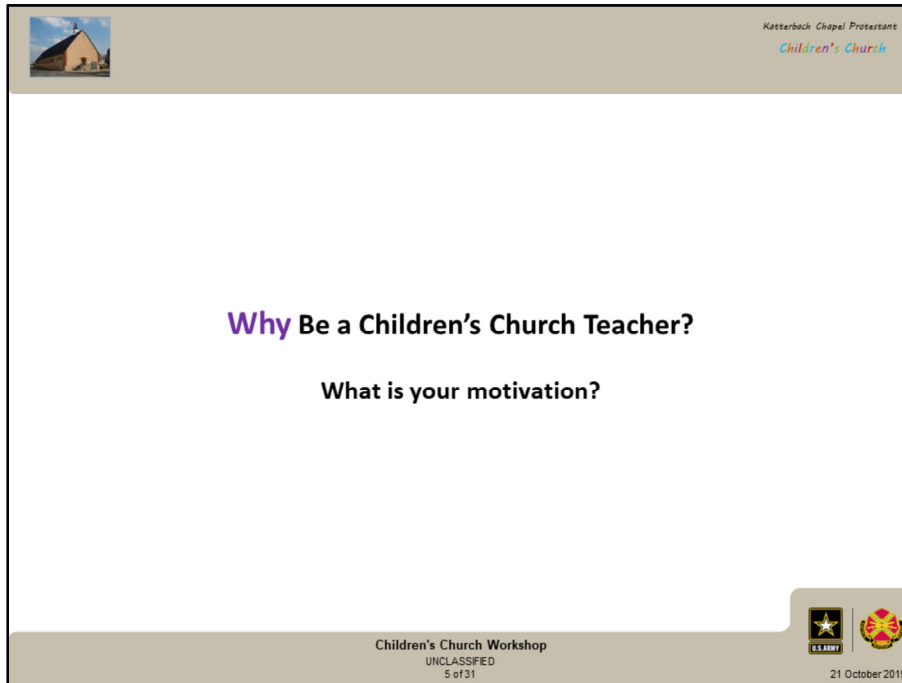



21 October 2019

Today's training topic is an overview of faith at home for Army Chapels and communities. As Chaplains, Religious Affairs Specialists, Directors of Religious Education, and Volunteers deliver religious support to all people they lead chapels which are responsive and which enable Army readiness.

Dr Yeuell and I work to coordinate and train across Europe. We are constantly looking for best practices at 1 location which can be adapted/adopted for others.

Today's workshop was developed by Ms Sue Nishimura, USAG Ansbach Director of Religious Education



Invite all participants to join you sitting on the floor.

Invite them to tell their experience in Children's Church (CC).

If they currently serve, then show the materials they use, ages, and layout of room

If they attended as children, then what did they get out of CC

Remind participants about definitions from Curriculum Course (Explicit, Implicit, and Null Curriculum)


What is the lesson that I am teaching by having us on the floor?



The desire for others to:

- **Grow in their understanding of God**
- **Believe in / place their faith in / trust in God**







Katterbach Chapel Protestant
Children's Church

How to be a good Children's Church Teacher

What do you think?

Children's Church Workshop
UNCLASSIFIED
7 of 31



21 October 2019

All chapel RE programs are encouraged to have JOURNALS.

Have each participant fold some blank paper inside a sheet of construction paper, stapling to make a journal.

Explicit lesson of Journals is the spiritual discipline of Journalling – linking CC to “big church” to weeklong faith

Implicit lesson of Journals is the stewardship of reusing materials rather than repurchasing
1 way to include Journal in CC – have children write or paste the day's Bible verse and a challenge for the week into their journal. The children take home the journal and write/color how they do their week's challenge. When they return next week, they use the journals to show and tell how they served/worshiped/studied about God during the week.

1 other way to include Journal in CC – keep the journals in CC and add to them each week for a month. Send home the journals to show the parents what they learned in the week. Think about your CC participants. What would work best with them



During the week before you teach:

- Prepare early in order to give God time to guide you.
(Materials will be available online and through email.
Details to follow.)
- Pray for God's help, and pray for your students too.





During the week before you teach:

- The Children's Church Director* or I will email the lesson to all of the Children's Church Teachers.
- The Children's Church Director* or I will make sure all of the needed materials will be in the classrooms.

*** Please prayerfully consider serving in this position, and let me know of your interest.**





On the day that you teach the **younger kids:**

- **Briefly take prayer requests; then, open with prayer (5 minutes).**
- **Focus on main idea of the lesson (10 minutes).**
- **Use short directions and modeling.**
- **Provide an activity to reinforce the main idea (10 minutes).**





On the day that you teach the **older kids:**

- Briefly take prayer requests; then, open with prayer (5 minutes).
- Focus on main idea of the lesson (10 minutes).
- Focus on large-group instruction; keep small-group time short.
- Provide an activity to reinforce the main idea (10 minutes).






Behavior Management

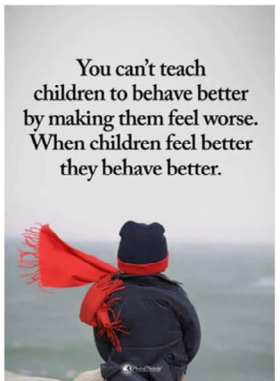
- State your expectations in advance.
- Teach students the rules.
- Be consistent.
- Be decisive.
- Get help when needed.
- Abide by the rules yourself.
- Maintain a good attitude.

(Source: Dr. Rebecca Powell, Religious Education Program Director, IMCOM Europe, USAG Stuttgart)






Katterbach Chapel Protestants
Children's Church

You can't teach children to behave better by making them feel worse. When children feel better they behave better.



Be positive! Praise appropriate participation!

Children's Church Workshop
UNCLASSIFIED
13 of 31



21 October 2019

Topics that Need Attention Depending on how the introductory conversation goes, you can handle these topics in a variety of ways (answer these points during the introduction; OR distribute the handouts as people arrive and assign a topic to each person so that he/she reports on what the handout says; OR)

Volunteer Management & Forms needed

Annual Requirement Child Protection Training

Confidentiality

Child Protection Orientation – Becky

Special Needs

Safety & Active Threat

Name tags

Classroom Management

Room Cleaning SOP

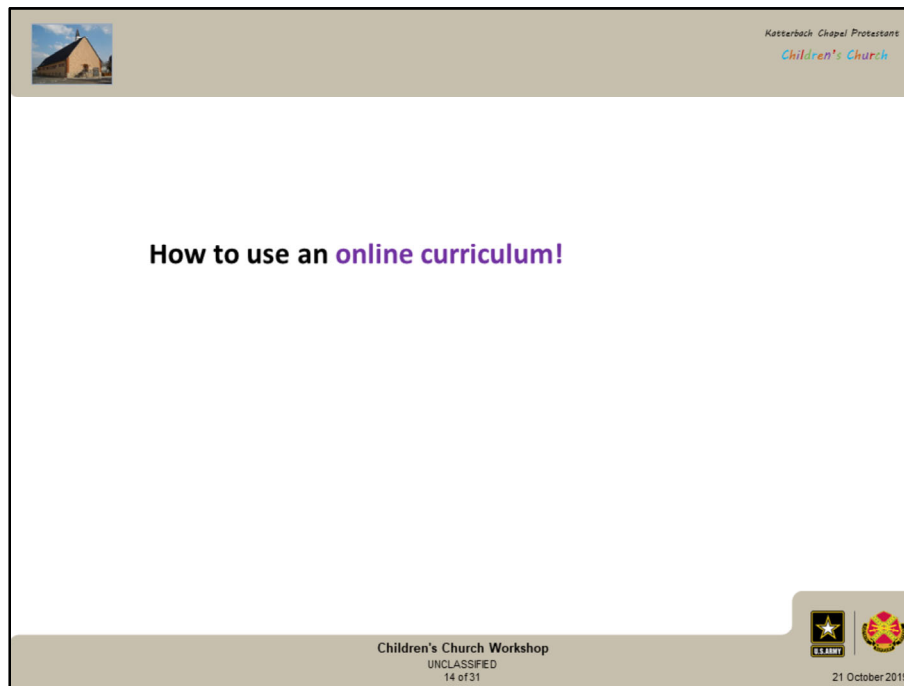
How to get First Aid and CPR Training

Registration

Daily Signin – how do you best hand off children from/to

parents?

Labels for cabinets – what materials do you need?



Overview of CC – Curriculum Options

Sunday School?

CC for each age?

What are the differences between CC and

What is the learning goal of CC?

What are the benefits and liabilities of having



In order to give God time to guide you, early in the week, go to: <https://www.kidssundayschool.com/>
If you are teaching the younger kids, click
Preschool.





Feel free to investigate the various resources to enhance your lesson. To access the lesson, click Lessons.

PRESCHOOL

ACTIVITIES

COLORING PAGES

CRAFTS

GAMES

LESSONS

OBJECT TALKS

SKITS

SONGS

STORIES

TOPICAL INDEX

PRESCHOOL

Children's mission lessons are crafted especially for children ages 4, 5, and 6.

Lessons

Activities

Crafts

Skits

Bulletin Boards

Games

Songs

Topical Index

Coloring Pages

Object Talks

Stories

"I have no greater joy than to hear that my children are walking in the truth" ~ 3 John 1-4





Click 2019-2020.

Home > Preschool > Lessons

PRESCHOOL

ACTIVITIES
COLORING PAGES
CRAFTS
GAMES
LESSONS
OLD TESTAMENT
NEW TESTAMENT
SPIRITUAL LIFE
HOLIDAYS
OBJECT TALKS
SKITS
SONGS
STORIES

LESSONS

The best printable Sunday school curriculum for preschool kids, with everything you need to use lessons. Children's ministry resources that provide everything you need for a great Sunday school experience.

Preschool Sunday School Curriculum Schedules: [2017-2018](#) [2018-2019](#) [2019-2020](#)

Biblical Timeline Curriculum Schedules: [Old Testament](#) [New Testament](#)

Bible Lessons by Book/Verse: [Old Testament](#) [New Testament](#)

Preview Sunday school lesson series available only to members [Click here](#)

OLD TESTAMENT

IN THE BEGINNING

1. God the Magnificent Creator
2. Adam and Eve
3. Adam and Eve Disobey God
4. Abel Pleases God
5. Tower of Babel

SPECIAL PEOPLE OF THE BIBLE (OT)

1. Balaam and His Donkey
2. Gideon Defeats the Enemy
3. Samson's Great Strength
4. God Speaks to Elijah
5. Jonah and the Big Fish
6. Brave Queen Esther

NOAH AND THE ARK

1. Noah Obeys God
2. Noah's Big Job
3. The Great Flood
4. God's Rainbow Covenant
5. Noah Listened

THE LIFE OF MOSES

1. Baby Moses
2. Escape from Egypt
3. Provision in the Wilderness
4. Ten Rules to Live By
5. The Twelve Spies





Click the date that you'll be teaching.

OBJECT TALKS SKITS SONGS STORIES TOPICAL INDEX	July 28, 2019	● Psalm 21 - God Will Bless Me	Old Testament
	August 04, 2019	● The Apostle Paul - Paul Becomes a Special Disciple	New Testament
	August 11, 2019	● The Apostle Paul - The Great Escape	New Testament
	August 18, 2019	● The Apostle Paul - Sinners in Jail	New Testament
	August 25, 2019	● The Apostle Paul - Shipwrecked	New Testament
	Second Quarter		
	September 01, 2019	● Special Places (OT) - Egypt	Old Testament
	September 08, 2019	● Special Places (OT) - The Promised Land	Old Testament
	September 15, 2019	● Special Places (OT) - Babylon	Old Testament
	September 22, 2019	● Special Places (NT) - Bethlehem & Nazareth	New Testament
	September 29, 2019	● Special Places (NT) - Cana of Galilee	New Testament
	October 06, 2019	● Special Places (NT) - Jerusalem	New Testament
	October 13, 2019	● Special Places (NT) - Rome	New Testament
	October 20, 2019	● Psalm 91 - God is a Mighty Fortress	Old Testament
	October 27, 2019	● Psalm 91 - God is Our Refuge	Old Testament
	November 03, 2019	● Parable - The Unmerciful Servant	New Testament
	November 10, 2019	● Thanksgiving Series - Moses and Miriam	Holidays
	November 17, 2019	● Thanksgiving Series - Hannah Was Thankful	Holidays
	November 24, 2019	● Thanksgiving Series - Paul Was Thankful	Holidays





Log in as a registered user. User name:
USAGAnsbachRSO; PW: Bldg#5819. Press Enter
or click Sign In.

ACTIVITIES | CRAFTS | GAMES | LESSONS | OBJECT TALKS | PUZZLES | SKITS | SONGS | STORIES | TOPICAL INDEX

Home > Login

LOG IN

REGISTERED MEMBERS, SIGN IN

If you are a user that has not logged in since August 28, 2018, we have a security maintenance update that requires a change in password to a minimum of 8 characters which include a capital letter and a number.

If you have logged in or become a member since August 28, 2018, and are having difficulty with your password, you can [reset your password](#).

Username:
USAGAnsbachRSO

Password:

Please Note: Your password is case sensitive.

☐ Remember me

SIGN IN





The lesson will appear. Pray for God's help as you look it over; pray for your students too.

ACTIVITIES

COLORING PAGES

CRAFTS

GAMES

LESSONS

OLD TESTAMENT ▶

NEW TESTAMENT

SPIRITUAL LIFE

HOLIDAYS

OBJECT TALKS

SKITS

SONGS

STORIES

TOPICAL INDEX

LESSON 1: EGYPT

Lessons in this series: 1 2 3 [Overview](#)

The children will learn how God took care of His people in a special place called Egypt.
by Leah Pilgrager

TOPICS
God's Protection, Jacob, Moses

AS KIDS ARRIVE (10 minutes)
Egyptian Discovery Bin (Activity) [Click here](#)

WORSHIP TIME (5 minutes)
[Further info? Click here](#)

BIBLE VERSE (5 minutes)
"I rescued you from the hand of the Egyptians. And I delivered you from the hand of all your oppressors."
Joshua 6:26 **NIV**

Read the verse to the class. Then ask the children to stand in a circle and pass around a bean bag while music plays (or a song is sung). When the music stops, everyone will say the verse with you. Continue this activity until the verse is familiar to the children.

BIBLE STORY (15 minutes)
Introduction: Egypt is a place in the Bible that's still around today! In the Bible, Egypt was a pagan country that didn't believe in God. However, God used this special place to reveal special plans to Jacob and Moses. Today we will learn why each of these men were in Egypt and what God did in their lives through this special place.

Read Genesis 47:11-13, 28-31, Exodus 3:7-12, 13:3 (Jacob and Moses in Egypt.)





In order to give God time to guide you, early in the week, go o to: <https://www.kidssundayschool.com/>
If you are teaching the older kids, click Gradeschool.





Feel free to investigate the various resources to enhance your lesson. To access the lesson, click Lessons.

Home > Gradeschool

GRADESCHOOL

Sunday school materials and lessons designed for elementary school children grades 1 through 5.

Lessons (highlighted with a purple box)

Topical Index

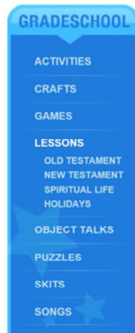
Activities	Bulletin Boards	Crafts
Games	Object Talks	Puzzles
Skills	Songs	Stories

"Let the little children come to me, and do not hinder them, for the kingdom of God belongs to such as these."





Click 2019-2020.



Home > Gradeschool > Lessons

LESSONS

FREE MEMBERS ONLY

Printable children's Sunday school curriculum with high quality, easy to use lessons. Children's ministry resources that provide everything you need for a great Sunday school.

Children's Sunday School Curriculum Schedules: [2017-2018](#) [2018-19](#) [2019-2020](#)

Biblical Timeline Curriculum Schedules: [Old Testament](#) [New Testament](#)

Bible Lessons by Book/Verse: [Old Testament](#) [New Testament](#)

Preview Sunday school lesson series available only to members [Click here](#)

OLD TESTAMENT

IN THE BEGINNING

1. Creation
2. The Garden of Eden
3. The Fall

LESSONS ON OBEDIENCE

1. Worship Only God (Golden Calf)
2. Take God at His Word (Jonah)
3. Obey God Completely (Baal)
4. Doing What is Right (Samson)
5. Pride Gets in the Way (Tower of Babel)
6. Don't Reject God's Call (Balaam)
7. Defeating the Enemy (Gideon)

HEARING GOD'S VOICE

1. The Lord Calls Samuel
2. God Speaks to Elijah
3. God Speaks Through Micah

THE LIFE OF MOSES

1. Moses as a Baby
2. God Speaks with Moses
3. Pharaoh's Last chance
4. Parting the Red Sea
5. The Ten Commandments
6. Wandering in the Desert

Children's Church Workshop


UNCLASSIFIED
24 of 31



21 October 2019



Click the date that you'll be teaching.



July 28, 2019	Moses - Wandering in the Desert	Old Testament
August 04, 2019	I Wanna Be Just Like Jesus - A Humble Servant	Spiritual Life
August 11, 2019	I Wanna Be Just Like Jesus - Depending on God	Spiritual Life
August 18, 2019	I Wanna Be Just Like Jesus - Showing God's Love	Spiritual Life
August 25, 2019	I Wanna Be Just Like Jesus - A Living Sacrifice	Spiritual Life
Second Quarter		
September 01, 2019	Psalms 91 - God is a Mighty Fortress	Old Testament
September 08, 2019	Psalms 91 - God is a Refuge	Old Testament
September 15, 2019	Special Old Testament Places - Egypt	Old Testament
September 22, 2019	Special Old Testament Places - The Promised Land	Old Testament
September 29, 2019	Special Old Testament Places - Babylon	New Testament
October 06, 2019	Special New Testament Places - Bethlehem and Nazareth	New Testament
October 13, 2019	Special New Testament Places - Cana of Galilee	New Testament
October 20, 2019	Special New Testament Places - Jerusalem	New Testament
October 27, 2019	Special New Testament Places - Rome	New Testament
November 03, 2019	Thanksgiving Series - Moses and Miriam Were Thankful	Holidays
November 10, 2019	Thanksgiving Series - Hannah Was Thankful	Holidays
November 17, 2019	Thanksgiving Series - Paul Was Thankful	Holidays
November 24, 2019	The Lord's Prayer - Teach Me to Pray	New Testament





Log in as a registered user. User name: USAGAnsbachRSO;
PW: Bldg#5819. Press Enter or click Sign In.

[ACTIVITIES](#) | [CRAFTS](#) | [GAMES](#) | [LESSONS](#) | [OBJECT TALKS](#) | [PUZZLES](#) | [SKITS](#) | [SONGS](#) | [STORIES](#) | [TOPICAL INDEX](#)

[Home](#) > [Login](#)

LOG IN

REGISTERED MEMBERS, SIGN IN

If you are a user that has not logged in since August 28, 2018, we have a security maintenance update that requires a change in password to a minimum of 8 characters which include a capital letter and a number.

If you have logged in or become a member since August 28, 2018, and are having difficulty with your password, you can password.

Username:

USAGAnsbachRSO

Password:

Please Note: Your password is case sensitive.

☐ Remember me

SIGN IN





The lesson will appear. Pray for God's help as you look it over; pray for your students too.

ACTIVITIES

CRAFTS

GAMES

LESSONS

OLD TESTAMENT

NEW TESTAMENT

SPIRITUAL LIFE

HOLIDAYS

OBJECT TALKS

PUZZLES

SKITS

SONGS

STORIES

TOPICAL INDEX

LESSON 1: GOD IS A MIGHTY FORTRESS

Lessons in this series: 1 2 [Overview](#)

The children will learn that God actively protects and guards them from evil.

TOPICS
Fear, God's Protection

AS KIDS ARRIVE (7 minutes)
Mighty Fortress Maze (Activity) [Click here](#)

OPENING PRAYER AND PRAISE (5 minutes)
Further info? [Click here](#)

MEMORY WORK (12 minutes)
"Whoever dwells in the shelter of the Most High will rest in the shadow of the Almighty." Psalm 91:1

Write each word of the verse on an index card. Then shuffle the words, face-up, on a table. Next, write the verse on the board and read it to the class. Then ask for volunteers to "race" one at a time and put the words in the correct order. Time each volunteer as he or she works on the verses. You may consider asking each volunteer to read the verses out loud as part of his or her time. Continue this activity as time allows or until each child has had a chance to practice memorizing the verse.

SCRIPTURE READING AND DISCUSSION (15 minutes)
Introduction:
Today we are going to discuss God's protection. But first, what are some earthly objects that protect us from harm (shields, armor, other people, etc)? We certainly understand the need for physical protection from things such as the weather, sickness, and even invading armies. But how is our need for physical protection related to our even greater need for spiritual protection? Today we will learn how, and why, God protects us from Satan and the evil of this world.

Read Psalm 91:1-6 (God is our Protector.)





Lessons in this series: 1. [2. **Conclusion**](#)

The children will learn that God actively protects and guards them from evil.

TOPICS

AS KIDS ARRIVE (7 MINUTES)

OPENING PRAYER AND PRAISE (5 MINUTES)

MEMORY WORK (12 MINUTES)

"Whoever dwells in the shelter of the Most High will rest in the shadow of the Almighty." Psalm 91:1

Write each word of the verse on an index card. Then shuffle the words, face-up, on a table. Next, write the verse on the board and read it to the class. Then ask for volunteers to "race" one at a time and put the words in the correct order. Time each volunteer as he or she works on the verses. You may consider asking each volunteer to read the verses out loud as part of his or her time. Continue this activity as time allows or until

people, etc)? We certainly understand the need for physical protection from things such as the weather, sickness, and even invading armies. But how is our need for physical protection related to our even greater need for spiritual protection? Today we will learn how, and why, God protects us from Satan and the evil of this world.

Read Psalm 91:1-8 (God is our Protector.)

Discussion Questions

- What does God's "shadow" give us? (*Shelter and rest.*)
- Do we need to be near or far from God to be in His shadow? (*Near.*)
- How do we stay near to Him? (*Through obedience, prayer, studying His word, etc.*)
- How does God "shelter," or protect us, from evil? (*He saves us from Satan's deliberate attacks, death, our fears, sickness, punishment, etc.*)
- What animal is used to compare God's protection? (*A bird.*) *"He will cover you with his feathers."*
- How is this an accurate description of God's desire to protect us? (*Because a mother bird will use her wings to shield her young from danger.*)
- Why is God a "Mighty Fortress for us"? (*Because when we know God and draw near to Him, He will protect us like a Fortress protects the people inside.*)
- Why do we pray protect us? (*Because of His mercy!*)

Conclusion: The Bible teaches us that drawing near to God will result in His perfect protection. God acts as a Mighty Fortress, or shield, between us and evil. And when we trust in God's protection, we don't have to fear what could happen to us. As children of God who have accepted His free gift of salvation through Jesus Christ, we can be assured of His ability to protect us from harm.

CLASS EXERCISE (10-15 MINUTES)

ALTERNATE CLASS EXERCISE (10 MINUTES)

APPLICATION (5 MINUTES)

Gather various materials inside a box that could be used for crafts (such as sticks, small rocks, feathers, cotton balls, etc.). Pull out each item and ask the class to list reasons why the item would be either good or bad for building a fortress (hard/soft surface, strong/weak, etc.). Remind the class that God is stronger than anything else in the entire universe, so we never have to wonder if He is truly able to protect us from evil. Instead, we can find peace through our understanding of God's perfect ability to guard us from harm.

Give one copy to each child at the end of the class to take home. Click here for [MIX](#) or [K12](#) version.

- PRAYER requests and opening prayer (5 minutes)

Children's Church Workshop
UNCLASSIFIED
28 of 31



21 October 2019



According to the Army Chaplain Corps Activities Code of Conduct, we must ensure:

- **A minimum of two background check-cleared adult volunteers per classroom**
- **Bathroom assistance with the door ajar and the child's privacy protected**





Please:

- **Complete a Child Protection Training once a year.**
- **Register and log your volunteer hours in VMIS in order to receive post-level recognition.**
- **Log your volunteer hours in the Children's Church binder (that is being created) to receive chapel-level recognition.**





Also please:


- **Get your picture taken today for the lanyards that those who have completed the background check process will wear while they teach. (Lanyards will be stored at the chapel.)**





**Someone's watching you as you serve
our children and God here at USAG Ansbach!**





Volunteer Academy

3 November 2019:

“Dealing with Toxic People”

Thanks to
Ms Petra Spillman
for voluntary service and
expertise creating Toxic People training.

Children's Church Workshop
UNCLASSIFIED
33 of 31

21 October 2019

Training specifically designed for dealing with Toxic People will be held on 3 November 2019.

Parenting in the Pew will be 8 December 2019. Be thinking about best practices and great ideas for children in chapel.

That training is a follow up for what you have learned in this session. We would like to have a robust team of volunteers ready to respond, befriend, and welcome people who need extra accommodations.

Handout the References page and offer handouts/giveways.

Terminal Learning Objective

ACTION: Apply educational principles to chapel children's church program.

CONDITIONS: In a classroom environment, given access to AR 165-1, scriptures, and civilian church resources on children's church.

STANDARD:

- Interpret the importance of Children's Church teachers.
- Develop approaches to being a good Children's Church Teacher.
- Utilize an online Children's Church curriculum.




Children's Church Workshop
UNCLASSIFIED
34 of 31



21 October 2019

Instructor Note: Have students read the TLO.

This training was for chapel leaders and volunteers. As a result of this training, your chapel community will be better equipped to provide Children's Church and support all who are authorized and assigned support on our installations..




Questions?

<https://usachcstraining.army.mil/religious-education>

Dr. Grace Yeuell
Dr. Becky Powell
Religious Education Program Directors
IMCOM Europe

Ms Sue Nishimura
Director of Religious Education
USAG Ansbach

Children's Church Workshop
UNCLASSIFIED
35 of 31



21 October 2019

A reference page is available for you to take with you.